




HYER

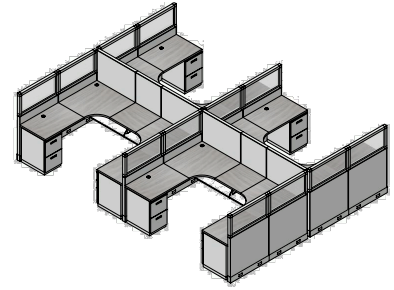
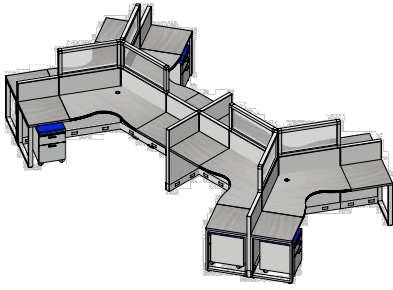
OFFICE FURNITURE

Price & Specification Guide

2026

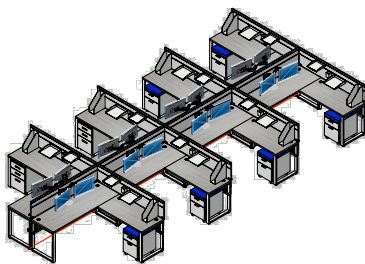


Introduction	3
Warranty	3
Shipping	4
Returns	5
In-Stock program	5
Pricing.....	6
Panels.....	7
Stack tiles	8
Work surfaces & tops.....	9
Storage components	10
Work surface supports & understructures.....	11
Work surface supports & understructures Cont'd.....	12
Screens & ACCESSORIES.....	13
Modular door.....	14
Modular laminate hutch	15
Desk top Power-bar	16
Power	17
SEATING.....	18
Parts	19
Cantilevers	19
Screws	20
Connecting kits	20
Specification rules/guidelines	21



INTRODUCTION

The P55 is a 2.25" (55mm) metal clad, monolithic, stackable panel and modular furniture system. P55 panels are stocked in a variety of heights and widths allowing for almost infinite configurations. Panels and stack tiles are stocked in fabric over metal (W), glass (G) and etched glass (GE). Work surfaces are straight edged with a 2 mm pvc edge banding and include wire management grommets. Top caps and raceway covers are powder coated aluminum and steel. All panels come standard with a CAT6 compliant divided raceway and hangers for Byrne 8-track UL approved modular power system. All panels connect with provided hardware and use machine screws into machine receivers.



The P55 is the erector set of office furniture. You are able to build to suit your needs and your available space. From the same parts we are able to construct freestanding private office furniture, open plan freestanding desks, hybrid workstations, traditional workstations or cubicles; even walls, rooms and doors. This built in flexibility results in design support for different levels of privacy and/or collaboration throughout

an organizations workspace with system that is designed to all work together. Designed for ease of reconfiguration, multipurpose use, and a lifetime of service.

WARRANTY

Hyer guarantees the P55 system for life, when installed by a Hyer certified installer. This warranty is not transferable and is only available to the original purchaser. This warranty is valid only through the original authorized dealer under which it was purchased, and must be accompanied by a sales receipt. Our warranty covers faults or defects from the manufacturing process. It does not cover abuse or damage resulting from the improper use, care or assembly of the product. Our warranty is limited to repair or replacement of said product at our discretion.



SHIPPING

We can ship prepaid to your dock on any order that exceeds the following minimums. Orders below the minimum are subject to “not to exceed” charges listed below. Freight charges will not exceed actual charges to Hyer.

ZONE	MINIMUM DEALER NET	< Min Charge
1	\$5,000.00 net	\$125.00
2	\$15,000.00 net	\$250.00
3	\$20,000.00 net	\$500.00
4	\$25,000.00 net	\$1,500.00
5	\$35,000.00 net	\$2,500.00



All furniture should be carefully inspected upon receipt. All items are packaged for freight shipping to reduce the likelihood of damage during handling. Shortages or any visible damage to the shipping cartons and/or the furniture should be noted on the carrier's Bill of Lading and reported to the carrier and Hyer immediately. YOU MUST ACCEPT ALL SHIPMENTS. Your proper and timely execution of the carrier's Bill of Lading will enable us to better assist you. If you adhere to the above procedures, Hyer will handle the filing of the freight claim and ship any replacement parts to you at no charge. Failure to notify Hyer or its agent within 5 business days from the receipt of goods constitutes a waiver of claim. REFUSING TO ACCEPT ANY SHIPMENT WILL RESULT IN ADDITIONAL FREIGHT CHARGES TO YOU.

Possession of this price list does not constitute an offer to sell. Hyer Office Furniture may only be purchased through its network of authorized dealers. Hyer or its agent will retain full ownership of the goods as listed on invoices until the amount is paid in full. Shipments may be held due to a dealership's failure to comply with credit requirements or pay any past due invoices. A dealer's purchase order must be complete, numbered, dated and acknowledged by Hyer or its agent prior to pickup or shipping.

Prices, specifications and packaging are subject to change without notice. Weights and cubes are approximate and may vary due to improvements and changes in products or packaging. We constantly strive to improve our offering. When items are changed, added or deleted, timely notice will be given to all authorized dealers and distributors. This price list has been checked for errors. Every effort has been made to provide you with a complete and informative overview of our product. We will not be held responsible for errors or omissions in

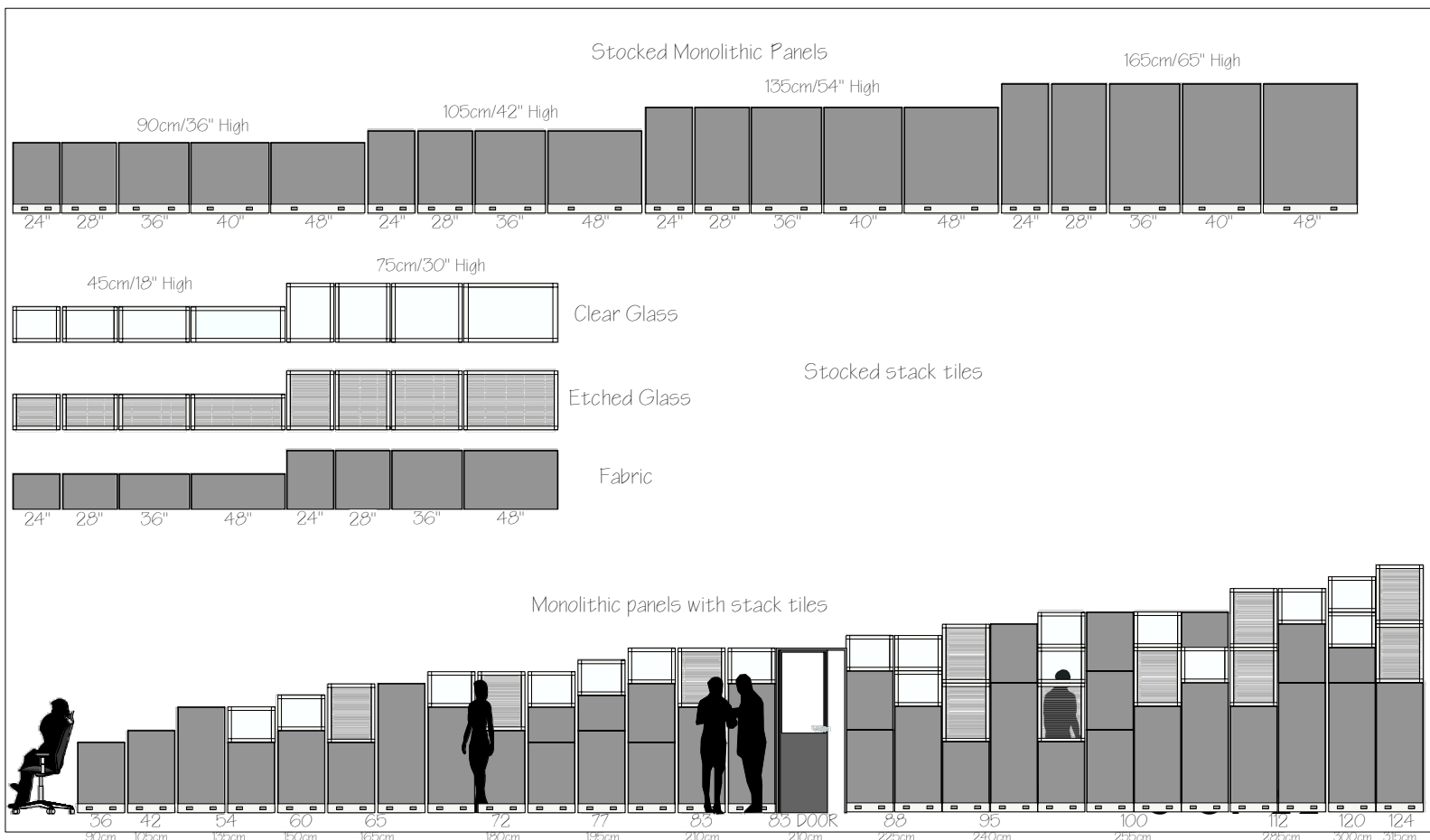
this price list. Use this price list as a guide. Our acknowledgment overrides all agreements verbal or written.

RETURNS

All sales are final, but changes occur. If the product is returned unopened and undamaged we will credit the account (minus incurred shipping charges). If product is special order or custom there is no refund or exchange policy. We reserve the right to evaluate each request on a case by case basis.

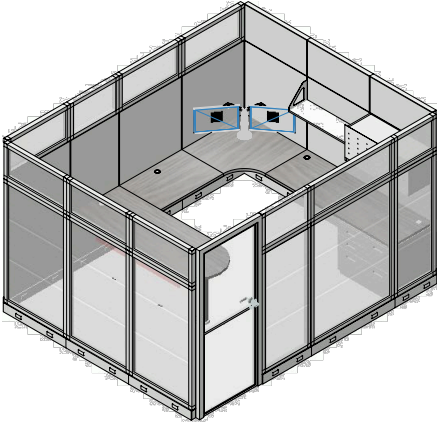
IN-STOCK PROGRAM

All panels carried in the In-Stock program come in a three tone gray Fuchi fabric (V-310). All metal components are Light Gray (905). All work surfaces are two sided and are finished in genuine Formica high pressure laminate - Light Gray (L-905) and SilverOak (0869V). In-stock systems furniture is available on a first come, first served basis. Orders will be processed in the order in which they are received. Dealers will be notified via acknowledgment within 24 hrs. All systems orders over \$5,000.00 Net will require a 50% deposit. Product will be available for pick-up or shipping within 5 business days from the date of our acknowledgment or receipt of the deposit, whichever comes later. Orders with accelerated lead times (72hrs) will be evaluated on a case by case basis.



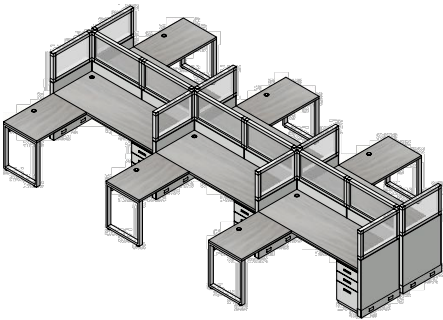
PRICING

All prices are List. Dealer discounting is assigned on a project by project basis. Specifying dealers, on registered projects, get preferential pricing. Projects are registered only to dealers in good credit standing with open accounts. Registration will be confirmed prior to the design process. To register a project please contact our office.



All major components include the cost for the necessary hardware and trim. All Orders must be accompanied by the matching Hyer quote and drawing. Hyer will provide installation drawings and a parts/pull list for each project.

Orders for parts without corresponding major components will have a charge. A parts price list is included in this guide for costing on individual connection kits required for reconfigurations.

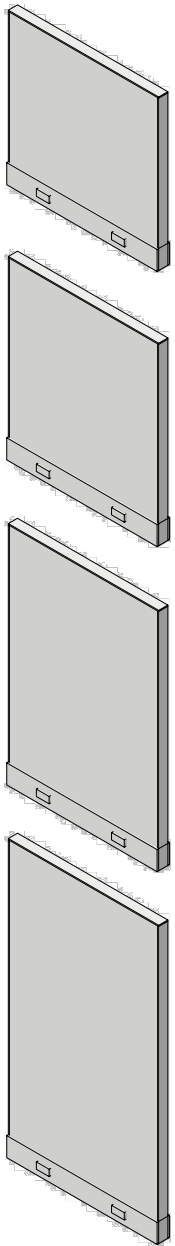


Design and specification assistance is included in our service at no charge. To begin your process in design and specification please contact our office. Most design requests are returned in 24-48 hrs.



PANELS

Panels are available through our in-stock program in 72 hrs. Please refer to page 5 under the heading "INiSTOCK PROGRAM", or contact our office for more detailed information. All required mounting hardware and trim are included.

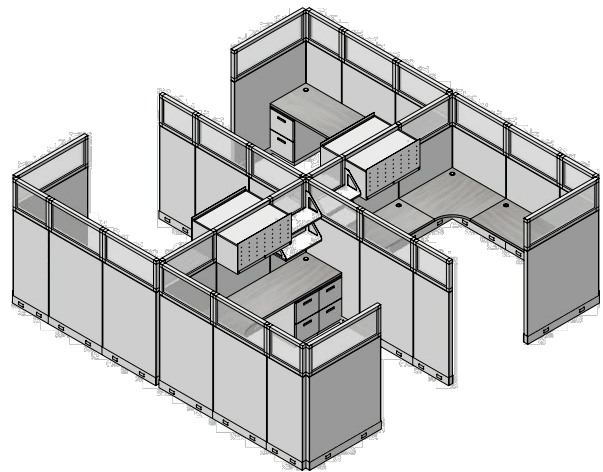
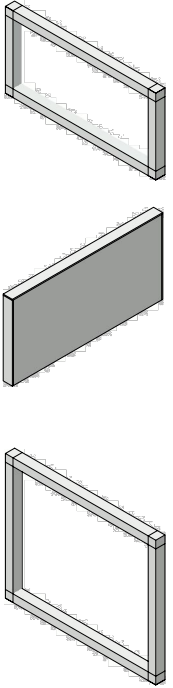


SKU	Nominal Size			LIST PRICING			
	Height	Width	Thickness	W-Fabric	G-Glass	GF-Frosted Glass	GE-Etched Glass
P9060-S	36	24	2.2	450			
P9070-S	36	28	2.2	455			
P9090-S	36	36	2.2	603			
P90100-S	36	40	2.2	677			
P90120-S	36	48	2.2	693			
P10560-S	42	24	2.2	517			
P10570-S	42	28	2.2	551			
P10590-S	42	36	2.2	705			
P105120-S	42	48	2.2	807			
P13560-S	54	24	2.2	596			
P13570-S	54	28	2.2	611			
P13590-S	54	36	2.2	824			
P135100-S	54	40	2.2	908			
P135120-S	54	48	2.2	963			
P16560-S	65	24	2.2	726		1022	1057
P16570-S	65	28	2.2	730		1110	1190
P16590-S	65	36	2.2	994		1340	1586
P165100-S	65	40	2.2	1083			
P165120-S	65	48	2.2	1144		1558	1851

STACK TILES

Stack Tiles come with all required mounting hardware and trim. Available in two heights, tiles can be stacked on panels or on themselves for the ultimate in height flexibility.

SKU	Nominal Size			F-Fabric	G-Glass	GE-Etched glass
	Height	Width	Thickness			
PH4560	18	24	2.2	253	275	306
PH4570	18	28	2.2	279	306	340
PH4590	18	35	2.2	317	373	419
PH45100	18	40	2.2	329	426	474
PH45120	18	47	2.2	341	485	540
PH7560	30	24	2.2	257	427	506
PH7570	30	28	2.2	405	162	559
PH7590	30	35	2.2	493	546	666
PH75120	30	47	2.2	597	678	784



WORK SURFACES & TOPS

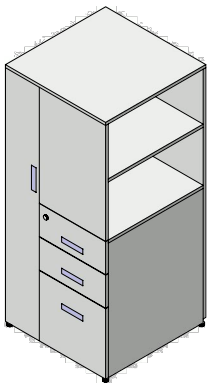
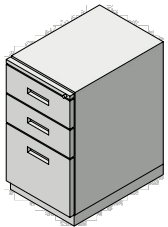
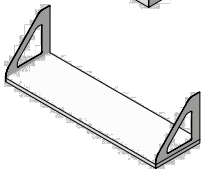
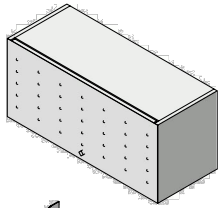
Panel hung work surfaces and transaction counters include cantilevers and screws required for installation. Tops or freestanding furniture will need an appropriate base structure in addition to the top. Custom surfaces or special cuts are available by request.

SKU	Nominal Size			LIST	Description
	Height	Width	Depth		
PC90A	1	36	18	306	TRANSACTION TOP
PC120A	1	48	18	337	TRANSACTION TOP
PC140A	1	55	18	374	TRANSACTION TOP
PC150A	1	60	18	414	TRANSACTION TOP
PC160A	1	63	18	459	TRANSACTION TOP
PC180A	1	71	18	489	TRANSACTION TOP
PT66	1	24	24	288	RECTANGULAR
PT76	1	28	24	299	RECTANGULAR
PT96	1	36	24	351	RECTANGULAR
PT106	1	40	24	419	RECTANGULAR
PT126	1	48	24	443	RECTANGULAR
PT146	1	55	24	550	RECTANGULAR
PT156	1	60	24	604	RECTANGULAR
PT166	1	63	24	666	RECTANGULAR
PT186	1	71	24	711	RECTANGULAR
PT67	1	24	28	489	RECTANGULAR
PT77	1	28	28	518	RECTANGULAR
PT97	1	36	28	520	RECTANGULAR
PT107	1	40	28	524	RECTANGULAR
PT127	1	48	28	546	RECTANGULAR
PT147	1	55	28	575	RECTANGULAR
PT157	1	60	28	672	RECTANGULAR
PT167	1	63	28	943	RECTANGULAR
PT187	1	71	28	986	RECTANGULAR
PT159	1	60	36	10335	RECTANGULAR
PT189	1	71	36	1129	RECTANGULAR
PT189 NG	1	71	36	1129	RECTANGULAR NO GROMMET
PT906P-R	1	36	24	617	CORNER
PT90R	1	36	36	630	ROUND
PT9060-120	1	60	24	975	WING 120° CORNER
PT1607U	1	63	28	902	D-TOP
PT1807U	1	71	28	1064	D-TOP
PT1	1	15	17.7	460	PED TOP-SINGLE
PT2	1	30	17.7	603	PED TOP-DOUBLE
PT3	1	45	17.7	586	PED TOP-TRIPPLE
PT120120 NG	1	48	48	815	48" SQUARE NO GROMMET



STORAGE COMPONENTS

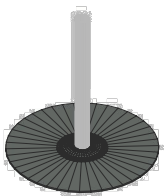

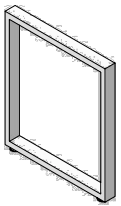
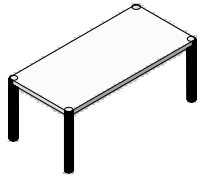
Panel hung storage components include all necessary mounting hardware. Floor supported components all include height adjustable feet (or casters).



SKU	Nominal Size			LIST	Description
	Height	Width	Depth		
PU60L	16.5	24	14	774	CLOSED BINDER BIN
PU70L	16.5	28	14	863	CLOSED BINDER BIN
PU90L	16.5	36	14	994	CLOSED BINDER BIN
PU100L	16.5	40	14	1029	CLOSED BINDER BIN
PU120L	16.5	48	14	1095	CLOSED BINDER BIN
PS60	10	24	11	273	OPEN SHELF
PS70	10	28	11	288	OPEN SHELF
PS90	10	36	11	304	OPEN SHELF
PS100	10	40	11	311	OPEN SHELF
PS120	10	48	11	325	OPEN SHELF
MA-311	28	15	22.5	1182	FF PEDESTAL
MA-312	28	15	22.5	1225	BBF PEDESTAL
MA-235	24	15	20	1023	MOBILE BF PEDESTAL
MBF CUSHION	2	15	20	400	CUSHION
TC135 L/R	54	24	24	4706	WARDROBE COMBO
PM90	11	36	4	403	BINDER RACK
SB-06C	2	23	18	230	PENCIL DRAWER
MA 1.5 LBF	22	30	18	1524	1.5 LAT CASE BF
MA 1.5 LBC	22	30	18	1042	1.5 LAT BOOK CASE
MA LF236	30	36	18	2047	2 DRAWER LATERAL
MA BC2	30	36	18	1076	LAT OPEN CASE 1 ADJ
MA OP B/LAT	27.5	30	18	2037	B/F LATERAL ON LEGS
MA OP BC	27.5	30	18	1527	OPEN BC ON LEGS

WORK SURFACE SUPPORTS & UNDERSTRUCTURES

Under structures are to support surfaces in a non-panel supported environment.



SKU	Nominal Size			LIST	Description
	Height	Width	Depth		
TB1809	29	64	24	440	TABLE BASE W/SKIRT
TB 1560 WD F&R	29	64	22	741	FLIP AND ROLL BASE
HI-LO-112	24-42	48	24	1700	HEIGHT ADJUST BASE
HI-LO-WIDE-150	24-42	48-72	24	1725	HEIGHT ADJUST BASE
BL33	22	2.25	14	189	OPEN BOX LEG-HUTCH
BL35	28	2.25	12	259	OPEN BOX LEG - 1/2
BL60	28	2.25	24	265	OPEN BOX LEG
BL70	28	2.25	28	302	OPEN BOX LEG
BL90	28	2.25	36	349	OPEN BOX LEG
BL60M	28	2.25	24	332	BOX LEG W/CASTERS
BLB-R	5	5	0.25	80	BL SUP BRACE-RIGHT
BLB-L	5	5	0.25	80	BL SUP BRACE-LEFT
MS-TBASE	28	2.25	20	791	T BASE LEG
SB TB EIC-L				479	EXTERIOR LEG KIT
SB TB EIC-LC				318	INTERIOR LEG KIT
SB TB EIC-LR				112	REINFORCEMENT KIT
MP120	12	48	2.25	233	MODESTY PANEL
MP150	12	60	2.25	303	MODESTY PANEL
MP180	12	71	2.25	375	MODESTY PANEL
LT-08L	28	3	3	719	POST BASE
BT-08L	28	3	3	920	FLUTED POST BASE
MS10205C	28	2	2	259	POST W/ CASTER
MSTTP-3R	12	3	3	317	TRANSACTION POST
OT DESK				4658	ADJUSTABLE HEIGHT

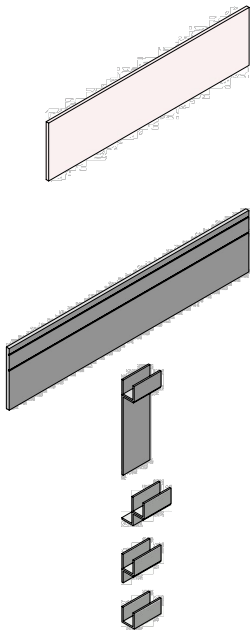
WORK SURFACE SUPPORTS & UNDERSTRUCTURES CONT'D

SKU	Nominal Size			LIST	Description
	Height	Width	Depth		
AVENTURA TYPE 1	29		24		LEG FOR 60 DEEP
AVENTURA TYPE 2	29		36		LEG FOR 90 DEEP
AVENTURA TYPE 3	29		48		LEG FOR 120 DEEP
AVENTURA TYPE 4	42				LEG BAR HEIGHT
AVENTURA TYPE 5	29		12		LEG CENTER SUPPORT
AVENTURA MODESTY PANEL	12	48	2		MODESTY BOARD
AVENTURA CABLE WAY	12	48	72		CABLE TROUGH
SUPPORT BARS FOR 120L	2	48	2.25		BAR FOR 120L
SUPPORT BARS FOR 150L	2	60	2.25		BAR FOR 150L
SUPPORT BARS FOR 180L	2	72	2.25		BAR FOR 180L



SCREENS & ACCESSORIES

Acrylic screens can go both above or below surface. Slat wall screens can hold our accessories on page 13



SKU	Nominal Size			LIST	Description
	Height	Width	Thickness		
PSC3050-A	12	20	0.25	271	ACRYLIC SCREEN
PSC3060-A	12	24	0.25	288	ACRYLIC SCREEN
PSC30120-A	12	48	0.25	532	ACRYLIC SCREEN
PSC40120-M	16	48	0.75	259	SLAT WALL SCREEN
PSC40150-M	16	60	0.75	324	SLAT WALL SCREEN
PSC40180-M	16	71	0.75	370	SLAT WALL SCREEN
SBAMM	18	2	1	55	ACRYLIC MOD MNT KIT
SMK-1	2.25	4	2	44	SCREEN MOUNT KIT-LEG
SMK-2	2.25	4	2	40	SCREEN MOUNT KIT-U
SMK-3	2.25	4	2	41	SCREEN MOUNT KIT-S
SMK-4	2.25	4	2	52	SCREEN MOUNT KIT-O
WSS	1	40	2	80	SURFACE STIFFENER
WMK		2.25	2.25	230	PANEL WALL MOUNT
WT100	40	1	2	80	WALL TRACK

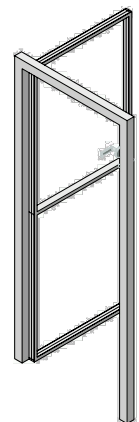
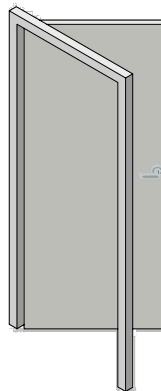
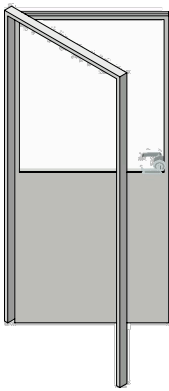


SKU	Nominal Size			LIST	Description
	Height	Width	Depth		
AR90	6	36	1	135	ACCESSORY RAIL
AR120	6	48	1	193	ACCESSORY RAIL
A4	3	13	13	69	LETTER TRAY
B4	3	15	15	87	LEGAL TRAY
AA4	15	6	15	113	BINDER TRAY
PO1	6	3	3	33	PENCIL CUP
MA1	15	12	6	523	MONITOR ARM SINGLE
MA2	15	30	6	710	MONITOR ARM DOUBLE
MWB	12	12	0.25	104/sq.ft	MAGNETIC WHITE BOARD

MODULAR DOOR

Doors are handed and must be specified accordingly. Doors may go in a 2-way and/or 3-way intersection. Doors may be wall started. All doors come with locking commercial hardware.

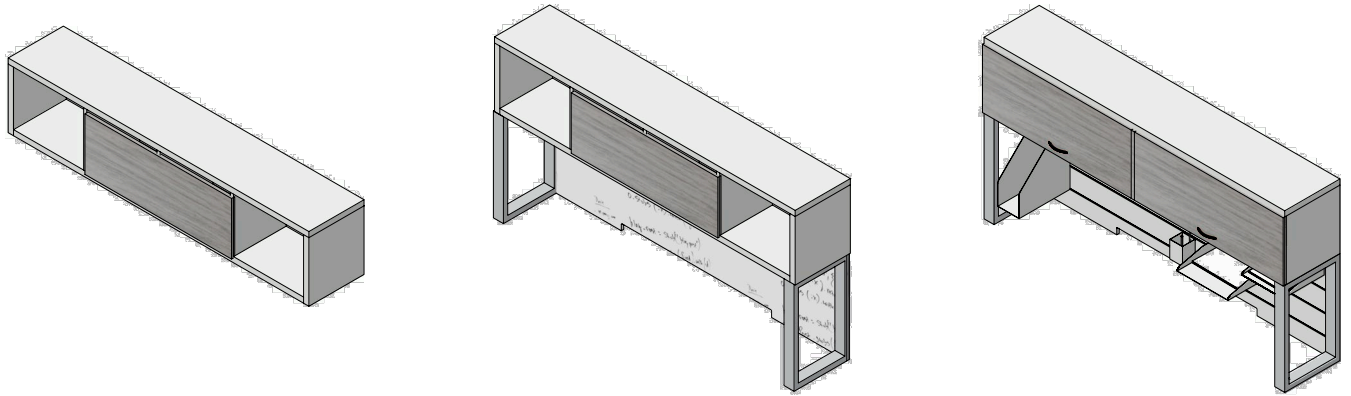
SKU	Nominal Size			LIST	Description
	Height	Width	Depth		
P5590DK-W	83	36	2.25	2764	Full Fabric Door
P5590DK-WG	83	36	2.25	2964	1/2 Fabric 1/2 Clear Glass
P5590DK-WGE	83	36	2.25	2977	1/2 Fabric 1/2 Etched Glass
P5590DK-WGF	83	36	2.25	2989	1/2 Fabric 1/2 Frosted Glass
P5590DK-G	83	36	2.25	3220	Full Clear Glass Door
P5590DK-E	83	36	2.25	3335	Full Etched Glass Door
P5590DK-F	83	36	2.25	3450	Full Frosted Glass Door
DSCM	5	10	4	374	DOOR SOFT CLOSE MECHANISM



MODULAR LAMINATE HUTCH

A modular hutch that can be wall or surface supported to suit your design needs. Available with optional sliding door or soft close hinged doors, and a slat wall or painted metal (dry erase) back.

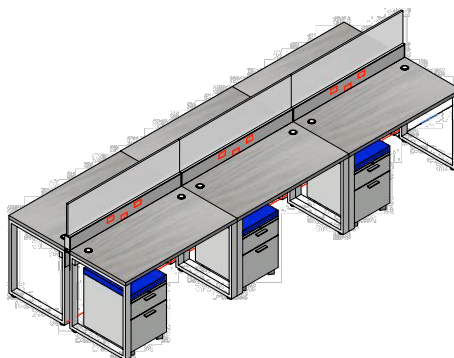
SKU	Nominal Size			LIST	Description
	Height	Width	Depth		
H01800	15.5	71	14	1754	OPEN HUTCH CASE
HB18055-P	22	71	0.75	355	PAINTED METAL BACK
HB18055-M	22	71	0.75	624	SLAT WALL BACK
HD9040-S	20	36	1	712	SLIDING DOOR
HD9040-H	20	36	1	743	Soft Close Flipper Door
BL33	22	2.25	14	189	Hutch Support Leg
HWMK	6	60	1	173	HUTCH WALL MOUNT



DESK TOP POWER-BAR

The Power Bar is an above surface assembly designed to carry power and data for above surface applications. It comes with an optional screen and can be daisy chained together for a seamless look. Using the same power components as our panels the open office is no longer limited by its ability to carry power & data. The appropriate box legs should be specified with the Power Bar assembly.

SKU	Nominal Size		Description
	Length	LIST	
PB90	36	581	POWER BAR - STRUCTURE
PB120	48	662	POWER BAR - STRUCTURE
PB150	60	742	POWER BAR - STRUCTURE
PBP90	36	199	POWER BAR - LAMINATE SCREEN
PBP120	48	265	POWER BAR - LAMINATE SCREEN
PBP150	60	332	POWER BAR - LAMINATE SCREEN



POWER

Hyer uses Byrne Power Solutions' 8-Trac power system in the raceway of our panels and Power Bar assemblies. 8-Trac is an 8 wire, 4 circuit systems with an isolated ground on circuit 4. Power is specified as part of the design process. Duplexes are circuit specific.

SKU	Nominal Size		State of GA Net Price D & I
	Length		Description
PDH24	24	341	Power Distribution Harness
PDH28	28	437	Power Distribution Harness
PDH36	36	458	Power Distribution Harness
PDH40	40	481	Power Distribution Harness
PDH48	48	497	Power Distribution Harness
PPH20	20	206	Power Pass-thru Harness
PPH24	24	216	Power Pass-thru Harness
PPH28	28	227	Power Pass-thru Harness
PPH36	36	244	Power Pass-thru Harness
PPH40	40	260	Power Pass-thru Harness
PPH48	48	286	Power Pass-thru Harness
DUP20A	2	51	DUPLEX RECEPTACLE
SIF-72	72	447	SIDE IN-FEED
PIF-72	72	403	END IN-FEED
PIF-END PLUG	48	179	END IN-FEED W/20A PLUG
CIF-144	144	363	CEILING IN-FEED 12'
CIF-204	204	719	CEILING IN-FEED 17'
SBP55PP	120	838	POWER OR DATA POLE 10'
AXIL X	72	819	DESK TOP POWER MODULE
AXIL Z	72	893	IN TOP POWER MODULE
PERNO	24	547	LED TASK LIGHT W/OCC SENSOR



SEATING



SKU	CAPACITY	LIST	Description
TANGO	325	1450	ERGONOMIC CHAIR SPLIT BACK
AVALON	325	2064	UNIQUE BACK ADJUSTMENT
ATLAS	325	1068	
SIERRA	300	729	TASK CHAIR
SERENO	300	677	TASK CHAIR
MARQUEZ	300	430	TASK CHAIR FLIP UP ARMS
VELORA 2	275	382	TASK CHAIR MOULDED FAOM
ATHENA CHAIR	300	568	MOULDED FOAM SEAT
ATHENA STOOL	300	571	MOULDED FOAM SEAT
SORRA GUEST	250	402	GUEST CHAIR
ISO CHAIR	250	209	STACKING CHAIR



LISBON MODULAR SOFA

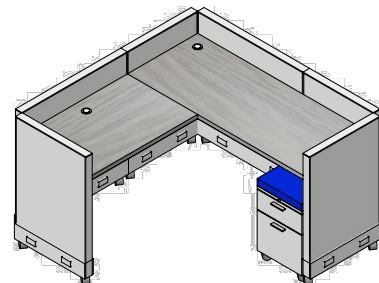
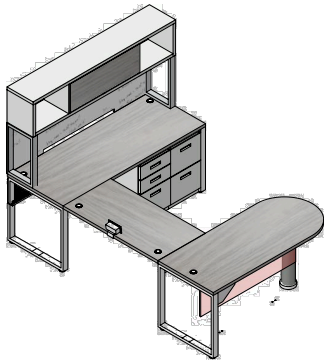
Modern, slim lines and elegance describe the Lisbon Sofa. This modular design adapts to any space, offering flexibility, style, and lasting comfort.

PARTS

Parts are typically included with the cost of the main component. Sometimes in reconfigurations additional parts may be required to fit the new design. In this case parts would need individual pricing.

CANTILEVERS

SKU	Length	LIST	Description
Cant-L-1	22.5	33	Left hand cantilever for 28" Surfaces
Cant-T-1	22.5	41	shared cantilever 28" Surfaces
Cant-R-1	22.5	33	right hand cantilever 28" Surfaces
Cant-L-2	16.3	21	Left hand cantilever 24" Surfaces
Cant-T-2	16.3	28	shared cantilever 24" Surfaces
Cant-R-2	16.3	21	right hand cantilever 24" Surfaces
Cant-L-3	10.3	20	Left hand cantilever for Shelf
Cant-T-3	10.3	22	shared cantilever for Shelf
Cant-R-3	10.3	20	right hand cantilever for Shelf
3.3 Cant L	3.3	5	Corner/Panel clips
3.3 Cant R	3.3	5	Corner/Panel clips
TCant-L	6.5	8	Left hand cantilever for transaction tops
TCant-T	6.5	10	Shared cantilever for transaction tops
TCant-R	6.5	8	Right hand cantilever for transaction tops



SCREWS

SKU	Length	List	Description
Wood Screw	1	0.15	Phillips Head Wood Screw
Machine Screws	1.75	0.25	#8 Machine screw
Self Tapping Machine Screw	1.75	0.25	#8 Self Tapping Machine screw

CONNECTING KITS

Height	180°	L	T	X	Y	EOR	
45cm - 18"	6	22	24	15	15	20	KITS INCLUDE ALL REQUIRED HARDWARE AND TRIM
90cm - 36"	6	24	26	15	15	22	
105cm - 42"	6	30	32	15	15	24	
135cm - 54"	6	34	36	15	15	26	
150cm - 60"	7	36	38	15	15	28	
165cm - 65"	7	38	40	15	15	30	
180cm - 71"	9	40	45	15	15	32	
195cm - 77"	9	45	50	15	15	34	
210cm - 83"	10	50	55	15	15	36	

SPECIFICATION RULES/ GUIDELINES

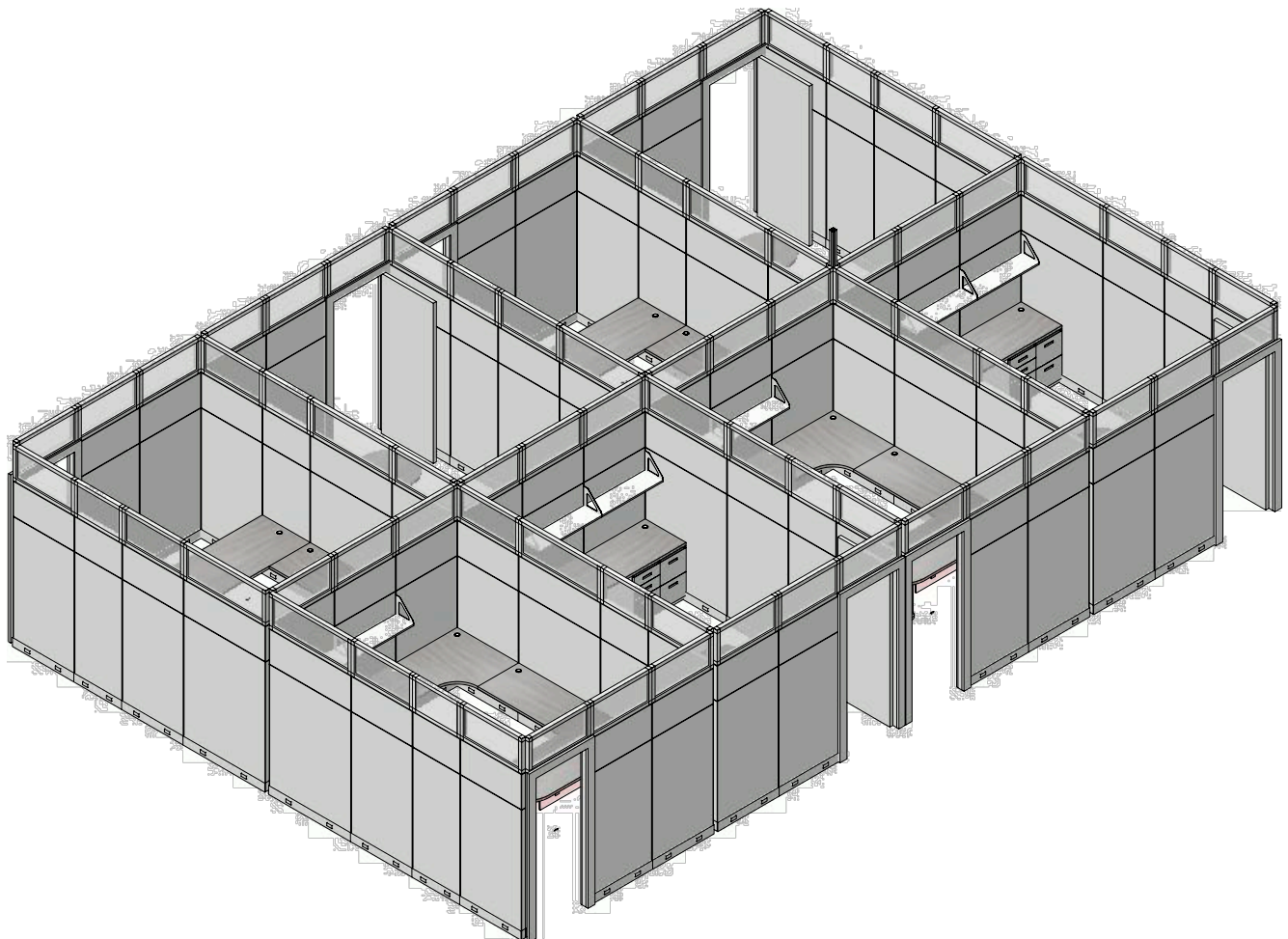
All box legs must be accompanied by either a metal modesty panel (MP-120, MP-150, or MP-180) or a box leg bracket (BLB-L or BLB-R) for stability.

Unsupported top span should be limited to 48" to prevent bowing under a possible heavy load. Work Surface Stretcher Bar (WSS) can be added to reinforce spans greater than 48".

Unsupported or straight 180° wall runs should be limited to 9'.

Always adhere to Federal, State & Local Life Safety and ADA applicable codes.

HYER IS NOT RESPONSIBLE FOR THE IMPROPER DESIGN AND/OR SPECIFICATION AND/OR INSTALLATION PROVIDED BY THE DEALER OR A THIRD PARTY. WE STRONGLY SUGGEST YOU HAVE HYER SPECIFY YOUR PROJECT PRIOR TO ORDER AND USE AN EXPERIENCED CERTIFIED INSTALLER.





Hyer Office Furniture, Inc.

4103 Tench Road, Suite 400

Suwanee, GA 30024

USA

www.HyerUSA.com

678-990-6844